

Bug Club Phonics guide for parents



Here is a step by step guide of how to access Bug Club at home where your child will find the books they have been allocated and how to earn coins to play the games.

You will find your child's login stuck inside the cover of their green reading record.

Step 1: Firstly, go to www.activelearnprimary.co.uk

Click on the yellow Log in button and use your child's username, password and school code **3wst**



[Forgotten password?](#)

[Will it work on my computer?](#)

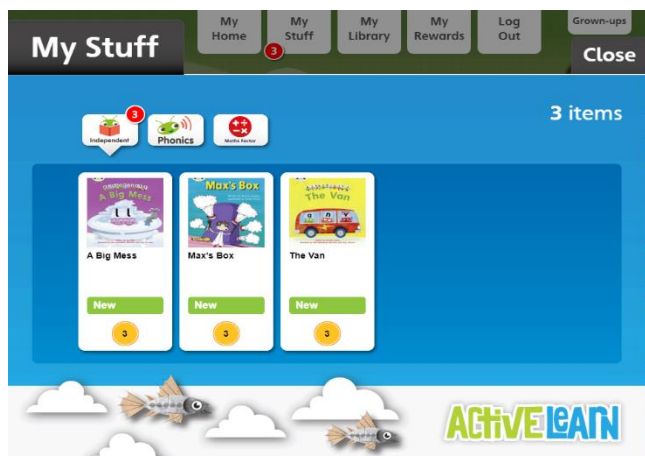


Once logged in you will be taken to the Pupil World homepage.

You will see there are several tabs at the top of the page: My Home, My Stuff, My Library, My Rewards, Log Out and Grown-Ups. Use My Home to change the home page theme.

My Stuff is where any new reading books or games get sent to. The number displayed indicates how many have been allocated to your child.

Step 2: Open My Stuff to see what's been allocated



The eBooks will come under the Independent tab, click on this to bring it up.

At the bottom of each book icon you can see a gold coin and a number. This number indicates how many coins the child will get for attempting every quiz activity and reading to the end of the book.

Step 3: Open one of the books



On the left of the eBook you can see which sounds and letters will be covered in the books, as well as any tricky words and top tips to help your child.

You will notice that there is a yellow circle with a bug's face in the middle. This is the hotspot icon and when you click on it there will be an activity to do.

In the bottom left of the screen you will see a magnifying glass if you want to zoom in.

In the bottom middle there is a 'Read to me' function. If you click on this the book will be read aloud. Please encourage your child to have a go at reading it first by themselves.

In the bottom right corner you can close the book.


Step 4: Completing an eBook



At the end of the book there will be an activity to do with your child. Once you are ready to finish, click the cross to close the book.

Your child's teacher will be able to see when your child has finished a book and also to see how they got on.

Step 5: How to find games that have been allocated



Your class teacher may also allocate Bug Club Phonics games. These can be found in the Phonics tab.

As with the eBooks, the gold coin represents how many coins the child will get as a reward for completing the game.

Step 6: Playing the games

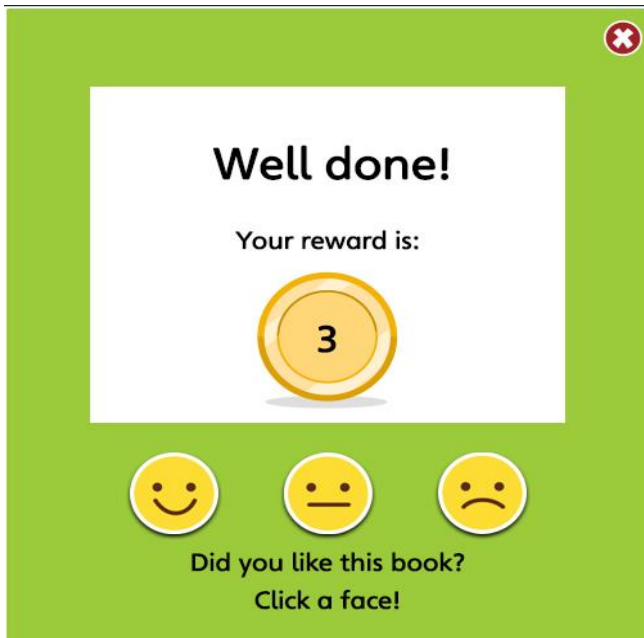


Whenever you open a game the first step is to click the play button and you will be able to hear instructions for the game. You can also click the 'Guide' button at the top right of the screen for written instructions.

In every game your child will have 3 chances to answer each question. If they get all three wrong, they will be given the correct answer.

You can see how you did in the score counter. A green hexagon is shown for each question answered correctly and a red hexagon is shown for each answered incorrectly.

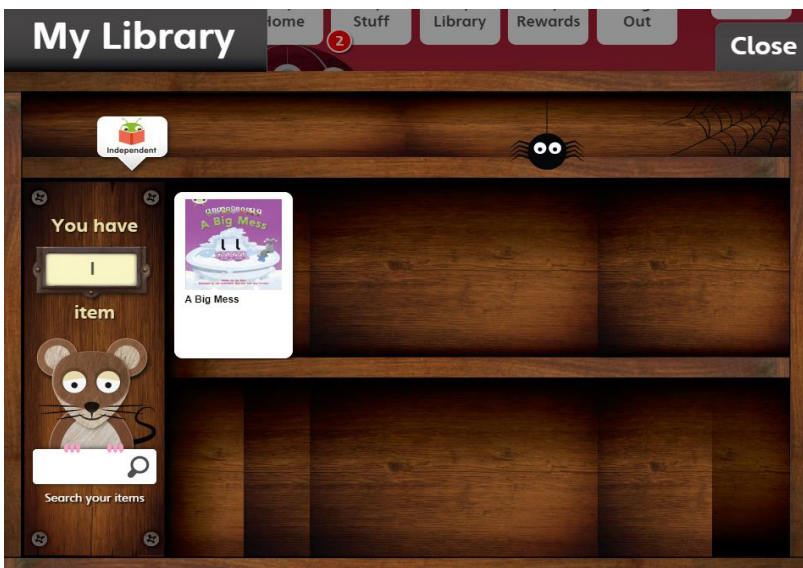
Rewards for finishing the book or game



For eBooks, once you read to the end and attempt all of the activities, your child will be given a reward and the opportunity to say whether they liked the book.

For games, your child will be given a reward after attempting every activity and clicking finish at the end of the game.

My library



Once you finish a book it will drop out of My Stuff and move into My Library. Your child can read this any time they wish, but they won't be able to earn additional coins.

Step 7: Spending the coins

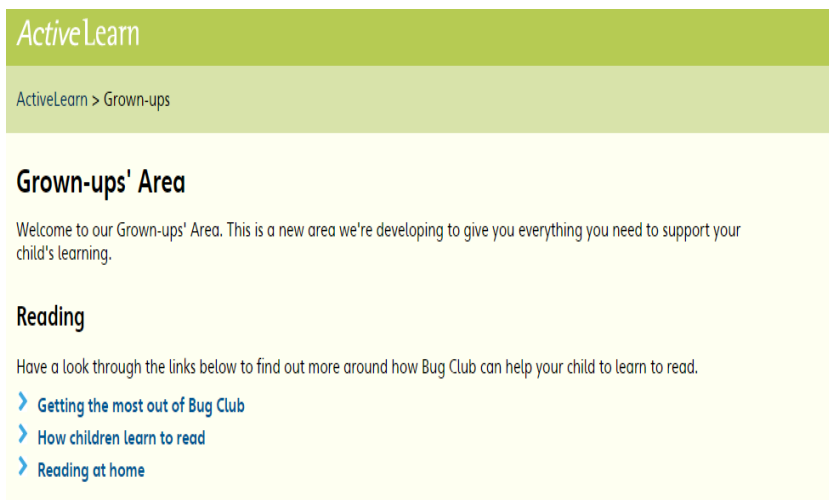


Over time, your child will earn more and more coins as they read more and more Bug Club Phonics books. You can see just how many coins they have on the homepage.

Now for their favourite part after earning all the coins they are able to spend them!

Click on My Rewards to spend the coins. In the Pit Stop area children can play a racing game; in the Sticker Factory area they can buy digital stickers; finally, in The Tree House, they can decorate their tree house.

Grown-ups area



In this area there are some top tips on how you can help your child read from home.